

# Buen Viaje I, Capítulo 11: En El Aeropuerto

**Directions:** Using vocabulary and grammar structures from Chapter 11, you are to create a story describing a person's trip through an airport. You will illustrate your story using color after writing it. Write your story on the storyboard paper distributed in class today. Follow the outline below when you write your story.

- Caja 1: Introduce your character. Describe him/her. Tell where he/she is going.
- Caja 2: State what your character needs to pack in his/her suitcase. Tell me what he/she has in his/her carry-on luggage. State what time he/she leaves for the airport.
- Caja 3: Write that your character arrives at the counter and what the agent does.
- Caja 4: Discuss the process of going through the airport security check.
- Caja 5: State that your character boards the airplane. State what the flight attendant does. Write that the airplane takes off with a delay.
- Caja 6: Tell me where the airplane lands. State that your character goes to the baggage claim to look for his/her luggage. Tell me that your character looks for a taxi.

Obviously, you will be using regular verbs and "go" verbs. If you need help, think first about your resources (notes, textbook, etc.) Do not use your smart phone to translate, as it won't give you the correct translations anyhow. Think about our vocabulary power point for this chapter. Think about the travel story I told in class. You should have three sentences and a colorful illustration in each box on your storyboard. You will have the hour today to work on your story. This assignment is **due tomorrow at the beginning of the hour** (when the bell rings). Use class time effectively.

Rubric: Total possible points = 24


6 Colorful illustrations

18 3 grammatically correct sentences in each box.




Me llamo: \_\_\_\_\_


1.




3.




5.



2.



4.



6.

